

*Testing for sparse normal means:  
Is there a signal?*

Jon A. Wellner

University of Washington

- joint work with Leah Jager,  
U. S. Naval Academy
- Talk in the program on  
**Statistical Theory and Methods for Complex,  
High-Dimensional Data**

Isaac Newton Institute for Mathematical Sciences,  
Cambridge 30 April, 2008

- *Email: [jaw@stat.washington.edu](mailto:jaw@stat.washington.edu)  
<http://www.stat.washington.edu/jaw/jaw.research.html>*

## Outline

---

- Testing problems for normal means

## Outline

---

- Testing problems for normal means
- Detection boundaries and Tukey's "higher criticism" statistic

## Outline

---

- Testing problems for normal means
- Detection boundaries and Tukey's "higher criticism" statistic
- A **new** family of statistics via **phi-divergences**

## Outline

---

- Testing problems for normal means
- Detection boundaries and Tukey's "higher criticism" statistic
- A **new** family of statistics via **phi-divergences**
- Beyond normality: generalized Gaussian distributions

## Outline

---

- Testing problems for normal means
- Detection boundaries and Tukey's "higher criticism" statistic
- A **new** family of statistics via **phi-divergences**
- Beyond normality: generalized Gaussian distributions
- Estimating the proportion of false null hypotheses

## Outline

---

- Testing problems for normal means
- Detection boundaries and Tukey's "higher criticism" statistic
- A **new** family of statistics via **phi-divergences**
- Beyond normality: generalized Gaussian distributions
- Estimating the proportion of false null hypotheses
- Application: the WMAP data



# 1. Testing problems for sparse normal means

---

- Initial setting: multiple testing of normal means  
For  $i = 1, \dots, n$  consider testing

$$H_{0,i} : X_i \sim N(0, 1)$$

versus

$$H_{1,i} : X_i \sim N(\mu_i, 1) \text{ with } \mu_i > 0.$$

# 1. Testing problems for sparse normal means

---

- Initial setting: multiple testing of normal means  
For  $i = 1, \dots, n$  consider testing

$$H_{0,i} : X_i \sim N(0, 1)$$

versus

$$H_{1,i} : X_i \sim N(\mu_i, 1) \text{ with } \mu_i > 0.$$

- Sparsity: proportion  $\epsilon_n \equiv n^{-1} \#\{i \leq n : \mu_i > 0\}$  is small;  
 $\epsilon_n \sim n^{-\beta}$  with  $0 < \beta < 1$ .

# 1. Testing problems for sparse normal means

---

- Initial setting: multiple testing of normal means  
For  $i = 1, \dots, n$  consider testing

$$H_{0,i} : X_i \sim N(0, 1)$$

versus

$$H_{1,i} : X_i \sim N(\mu_i, 1) \text{ with } \mu_i > 0.$$

- Sparsity: proportion  $\epsilon_n \equiv n^{-1} \#\{i \leq n : \mu_i > 0\}$  is small;  
 $\epsilon_n \sim n^{-\beta}$  with  $0 < \beta < 1$ .
- Three questions (in increasing order of difficulty):

# 1. Testing problems for sparse normal means

---

- Initial setting: multiple testing of normal means  
For  $i = 1, \dots, n$  consider testing

$$H_{0,i} : X_i \sim N(0, 1)$$

versus

$$H_{1,i} : X_i \sim N(\mu_i, 1) \text{ with } \mu_i > 0.$$

- Sparsity: proportion  $\epsilon_n \equiv n^{-1} \#\{i \leq n : \mu_i > 0\}$  is small;  
 $\epsilon_n \sim n^{-\beta}$  with  $0 < \beta < 1$ .
- Three questions (in increasing order of difficulty):
  - Q1: Can we tell if at least one null hypothesis is false?

# 1. Testing problems for sparse normal means

---

- Initial setting: multiple testing of normal means  
For  $i = 1, \dots, n$  consider testing

$$H_{0,i} : X_i \sim N(0, 1)$$

versus

$$H_{1,i} : X_i \sim N(\mu_i, 1) \text{ with } \mu_i > 0.$$

- Sparsity: proportion  $\epsilon_n \equiv n^{-1} \#\{i \leq n : \mu_i > 0\}$  is small;  
 $\epsilon_n \sim n^{-\beta}$  with  $0 < \beta < 1$ .
- Three questions (in increasing order of difficulty):
  - Q1: Can we tell if at least one null hypothesis is false?
  - Q2: What is the proportion of false null hypotheses?

# 1. Testing problems for sparse normal means

---

- Initial setting: multiple testing of normal means  
For  $i = 1, \dots, n$  consider testing

$$H_{0,i} : X_i \sim N(0, 1)$$

versus

$$H_{1,i} : X_i \sim N(\mu_i, 1) \text{ with } \mu_i > 0.$$

- Sparsity: proportion  $\epsilon_n \equiv n^{-1} \#\{i \leq n : \mu_i > 0\}$  is small;  
 $\epsilon_n \sim n^{-\beta}$  with  $0 < \beta < 1$ .
- Three questions (in increasing order of difficulty):
  - Q1: Can we tell if at least one null hypothesis is false?
  - Q2: What is the proportion of false null hypotheses?
  - Q3: Which null hypotheses are false?

# 1. Testing problems for sparse normal means

---

- Initial setting: multiple testing of normal means  
For  $i = 1, \dots, n$  consider testing

$$H_{0,i} : X_i \sim N(0, 1)$$

versus

$$H_{1,i} : X_i \sim N(\mu_i, 1) \text{ with } \mu_i > 0.$$

- Sparsity: proportion  $\epsilon_n \equiv n^{-1} \#\{i \leq n : \mu_i > 0\}$  is small;  
 $\epsilon_n \sim n^{-\beta}$  with  $0 < \beta < 1$ .
- Three questions (in increasing order of difficulty):
  - Q1: Can we tell if at least one null hypothesis is false?
  - Q2: What is the proportion of false null hypotheses?
  - Q3: Which null hypotheses are false?
- Main focus here: **Q1**; partial review of work on Q2.

- Previous work: Q1: is there any signal?
  - Ingster (1997, 1999)
  - Jin (2004)
  - Donoho and Jin (2004)
  - Jager and Wellner (2007)



- Previous work: Q1: is there any signal?
  - Ingster (1997, 1999)
  - Jin (2004)
  - Donoho and Jin (2004)
  - Jager and Wellner (2007)
- Previous work: Q2: What is the proportion of non-null hypotheses?
  - Swanepoel (1999)
  - Efron, Tibshirani, Storey, and Tusher (2001)
  - Meinshausen and Rice (2006)
  - Jin and Cai (2007)

- Previous work: Q1: is there any signal?
  - Ingster (1997, 1999)
  - Jin (2004)
  - Donoho and Jin (2004)
  - Jager and Wellner (2007)
- Previous work: Q2: What is the proportion of non-null hypotheses?
  - Swanepoel (1999)
  - Efron, Tibshirani, Storey, and Tusher (2001)
  - Meinshausen and Rice (2006)
  - Jin and Cai (2007)
- Previous work: Q3: Where is the signal and how big is it?
  - Benjamini and Hochberg (1995)
  - Efron, Tibshirani, Storey, and Tusher (2001)
  - Storey, Dai, and Leek (2005)
  - Abramovich, Benjamini, Donoho, and Johnstone (2006).
  - Donoho and Jin (2006)

## 2. Detection boundaries and Tukey's "higher criticism statistic"

---

- Change of setting: Ingster - Donoho - Jin testing problem

## 2. Detection boundaries and Tukey's "higher criticism statistic"

---

- Change of setting: Ingster - Donoho - Jin testing problem
- Suppose  $Y_1, \dots, Y_n$  i.i.d.  $G$  on  $\mathbb{R}$

## 2. Detection boundaries and Tukey's "higher criticism statistic"

---

- Change of setting: **Ingster - Donoho - Jin testing problem**
- Suppose  $Y_1, \dots, Y_n$  i.i.d.  $G$  on  $\mathbb{R}$
- test  $H : G = N(0, 1)$  versus  
 $H_1 : G = (1 - \epsilon)N(0, 1) + \epsilon N(\mu, 1)$ , and, in particular, against

$$H_1^{(n)} : G = (1 - \epsilon_n)N(0, 1) + \epsilon_n N(\mu_n, 1).$$

for  $\epsilon_n = n^{-\beta}$ ,  $\mu_n = \sqrt{2r \log n}$   
 $0 < \beta < 1$ ,  $0 < r < 1$ .

## 2. Detection boundaries and Tukey's "higher criticism statistic"

---

- Change of setting: **Ingster - Donoho - Jin testing problem**
- Suppose  $Y_1, \dots, Y_n$  i.i.d.  $G$  on  $\mathbb{R}$
- test  $H : G = N(0, 1)$  versus  
 $H_1 : G = (1 - \epsilon)N(0, 1) + \epsilon N(\mu, 1)$ , and, in particular, against

$$H_1^{(n)} : G = (1 - \epsilon_n)N(0, 1) + \epsilon_n N(\mu_n, 1).$$

for  $\epsilon_n = n^{-\beta}$ ,  $\mu_n = \sqrt{2r \log n}$   
 $0 < \beta < 1$ ,  $0 < r < 1$ .

- Let  $\Phi(z) \equiv P(Z \leq z) = \int_{-\infty}^z (2\pi)^{-1/2} \exp(-x^2/2) dx$ ,  
 $Z \sim N(0, 1)$ .

- transform to  $X_i \equiv 1 - \Phi(Y_i) \in [0, 1]$  i.i.d.

$$F = 1 - G(\Phi^{-1}(1 - \cdot)).$$

- transform to  $X_i \equiv 1 - \Phi(Y_i) \in [0, 1]$  i.i.d.

$$F = 1 - G(\Phi^{-1}(1 - \cdot)).$$

- Then the testing problem becomes: test

$$H_0 : F = F_0 = U(0, 1) \quad \text{versus}$$

$$\begin{aligned} H_1^{(n)} : F(u) &= u + \epsilon_n \{(1 - u) - \Phi(\Phi^{-1}(1 - u) - \mu_n)\} \\ &= (1 - \epsilon_n)u + \epsilon_n \{1 - \Phi(\Phi^{-1}(1 - u) - \mu_n)\} \end{aligned}$$



- transform to  $X_i \equiv 1 - \Phi(Y_i) \in [0, 1]$  i.i.d.

$$F = 1 - G(\Phi^{-1}(1 - \cdot)).$$

- Then the testing problem becomes: test

$$H_0 : F = F_0 = U(0, 1) \quad \text{versus}$$

$$\begin{aligned} H_1^{(n)} : F(u) &= u + \epsilon_n \{(1 - u) - \Phi(\Phi^{-1}(1 - u) - \mu_n)\} \\ &= (1 - \epsilon_n)u + \epsilon_n \{1 - \Phi(\Phi^{-1}(1 - u) - \mu_n)\} \end{aligned}$$

- Test statistics: Donoho-Jin

$$\begin{aligned} HC_n^* &\equiv \sup_{X_{(1)} \leq u < X_{([n/2])}} \frac{\sqrt{n}(\mathbb{F}_n(u) - u)}{\sqrt{u(1 - u)}} \\ &\equiv \text{Tukey's "higher criticism statistic"} \end{aligned}$$

where  $\mathbb{F}_n(u) \equiv n^{-1} \sum_{i=1}^n 1_{[0,u]}(X_i) =$  empirical distribution function of the  $X_i$ 's.

- Optimal detection boundary  $\rho^*(\beta)$  defined by:

$$\rho^*(\beta) = \begin{cases} \beta - 1/2, & 1/2 < \beta \leq 3/4 \\ (1 - \sqrt{1 - \beta})^2, & 3/4 < \beta < 1 \end{cases}$$

- Optimal detection boundary  $\rho^*(\beta)$  defined by:

$$\rho^*(\beta) = \begin{cases} \beta - 1/2, & 1/2 < \beta \leq 3/4 \\ (1 - \sqrt{1 - \beta})^2, & 3/4 < \beta < 1 \end{cases}$$

- **Theorem 1:** (Donoho - Jin, 2004). For  $r > \rho^*(\beta)$  the test based on  $HC_n^*$  is size and power consistent for testing  $H_0$  versus  $H_1^{(n)}$ .

- Optimal detection boundary  $\rho^*(\beta)$  defined by:

$$\rho^*(\beta) = \begin{cases} \beta - 1/2, & 1/2 < \beta \leq 3/4 \\ (1 - \sqrt{1 - \beta})^2, & 3/4 < \beta < 1 \end{cases}$$

- **Theorem 1:** (Donoho - Jin, 2004). For  $r > \rho^*(\beta)$  the test based on  $HC_n^*$  is size and power consistent for testing  $H_0$  versus  $H_1^{(n)}$ .
- With  $h_n(\alpha_n) = \sqrt{2 \log \log(n)}(1 + o(1))$

$$P_{H_0}(HC_n^* > h_n(\alpha_n)) = \alpha_n \rightarrow 0, \quad \text{and}$$

$$P_{H_1^{(n)}}(HC_n^* > h_n(\alpha_n)) \rightarrow 1, \quad \text{as } n \rightarrow \infty.$$

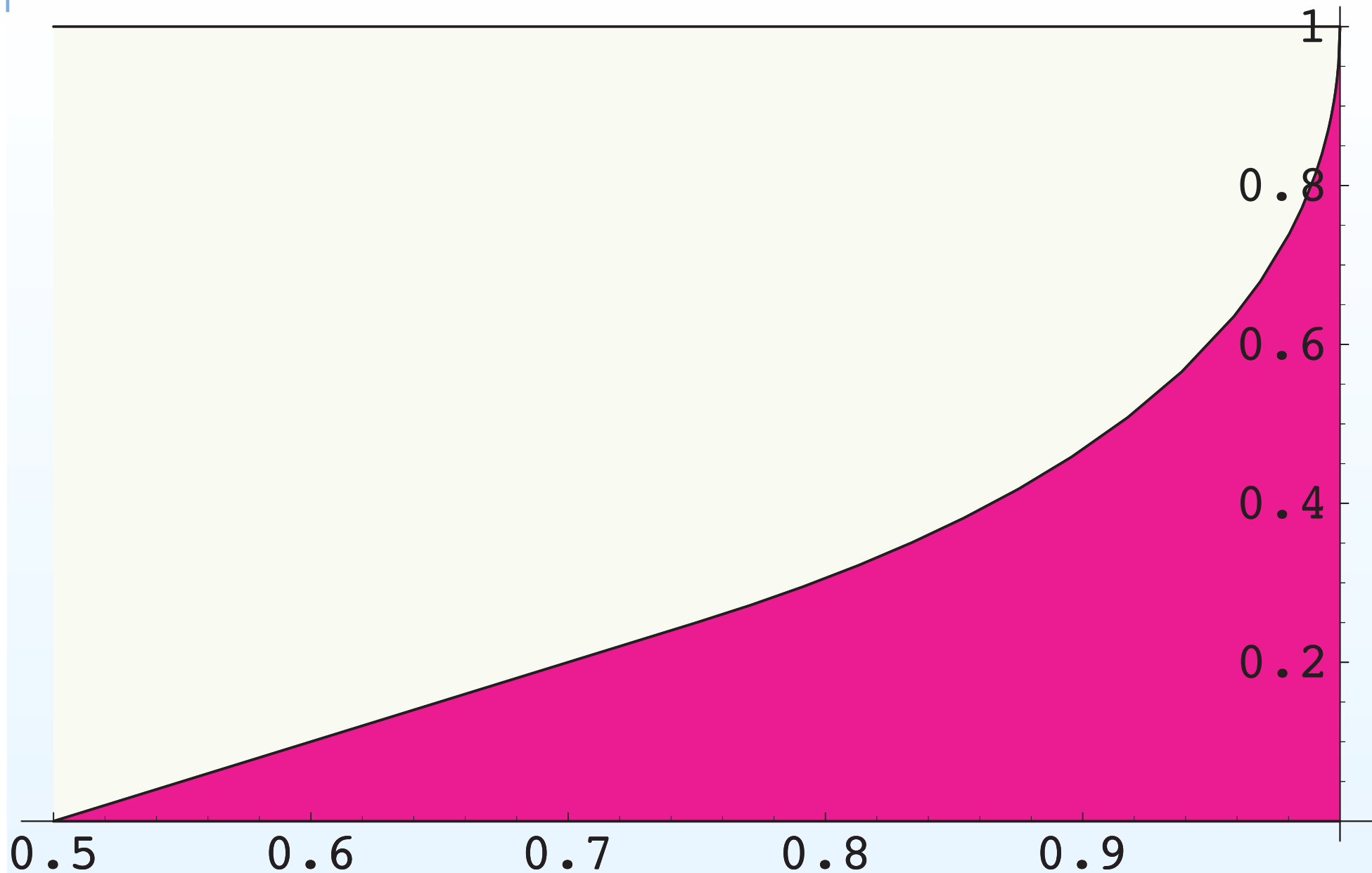


Figure 1. Detection boundary:  $r > \rho^*(\beta)$  detectable

## Some alternative statistics:

- Berk-Jones (1979) test statistic:

$$R_n \equiv \sup_x \log \lambda_n(x) = \sup_x K(\mathbb{F}_n(x), F_0(x)) \quad \text{with}$$

$$K(u, v) \equiv u \log \left( \frac{u}{v} \right) + (1 - u) \log \left( \frac{1 - u}{1 - v} \right)$$

## Some alternative statistics:

- Berk-Jones (1979) test statistic:

$$R_n \equiv \sup_x \log \lambda_n(x) = \sup_x K(\mathbb{F}_n(x), F_0(x)) \quad \text{with}$$

$$K(u, v) \equiv u \log \left( \frac{u}{v} \right) + (1 - u) \log \left( \frac{1 - u}{1 - v} \right)$$

- Adaptation to one-sided  $p$ -value setting:

$$BJ_n^+ \equiv n \sup_{X_{(1)} \leq u \leq 1/2} K^+(\mathbb{F}_n(u), u)$$

where

$$K^+(u, v) \equiv \begin{cases} K(u, v), & \text{if } 0 < v < u < 1, \\ 0, & \text{if } 0 \leq u \leq v \leq 1, \\ +\infty, & \text{otherwise.} \end{cases}$$

- **Theorem 2:** (Donoho - Jin, 2004). For  $r > \rho^*(\beta)$  the test based on  $BJ_n^+$  is size and power consistent for testing  $H_0$  versus  $H_1^{(n)}$ ; i.e. with  $h_n(\alpha_n) = \sqrt{2 \log \log(n)}(1 + o(1))$

$$P_{H_0}(BJ_n^+ > h_n(\alpha_n)) = \alpha_n \rightarrow 0, \quad \text{and}$$

$$P_{H_1^{(n)}}(BJ_n^+ > h_n(\alpha_n)) \rightarrow 1, \quad \text{as } n \rightarrow \infty.$$



### 3. A new family of statistics via phi-divergences

---

**A family of test statistics connecting “Higher criticism” and Berk-Jones:**

- For  $s \in \mathbb{R}$ ,  $x \geq 0$  define

$$\phi_s(x) = \begin{cases} \frac{1-s+sx-x^s}{s(1-s)}, & s \neq 0, 1 \\ x \log x - x + 1, & s = 1 \\ -\log x + x - 1, & s = 0. \end{cases}$$

### 3. A new family of statistics via phi-divergences

---

**A family of test statistics connecting “Higher criticism” and Berk-Jones:**

- For  $s \in \mathbb{R}$ ,  $x \geq 0$  define

$$\phi_s(x) = \begin{cases} \frac{1-s+sx-x^s}{s(1-s)}, & s \neq 0, 1 \\ x \log x - x + 1, & s = 1 \\ -\log x + x - 1, & s = 0. \end{cases}$$

- Then define

$$K_s(u, v) = v\phi_s(u/v) + (1-v)\phi_s((1-u)/(1-v)).$$

- Special cases:

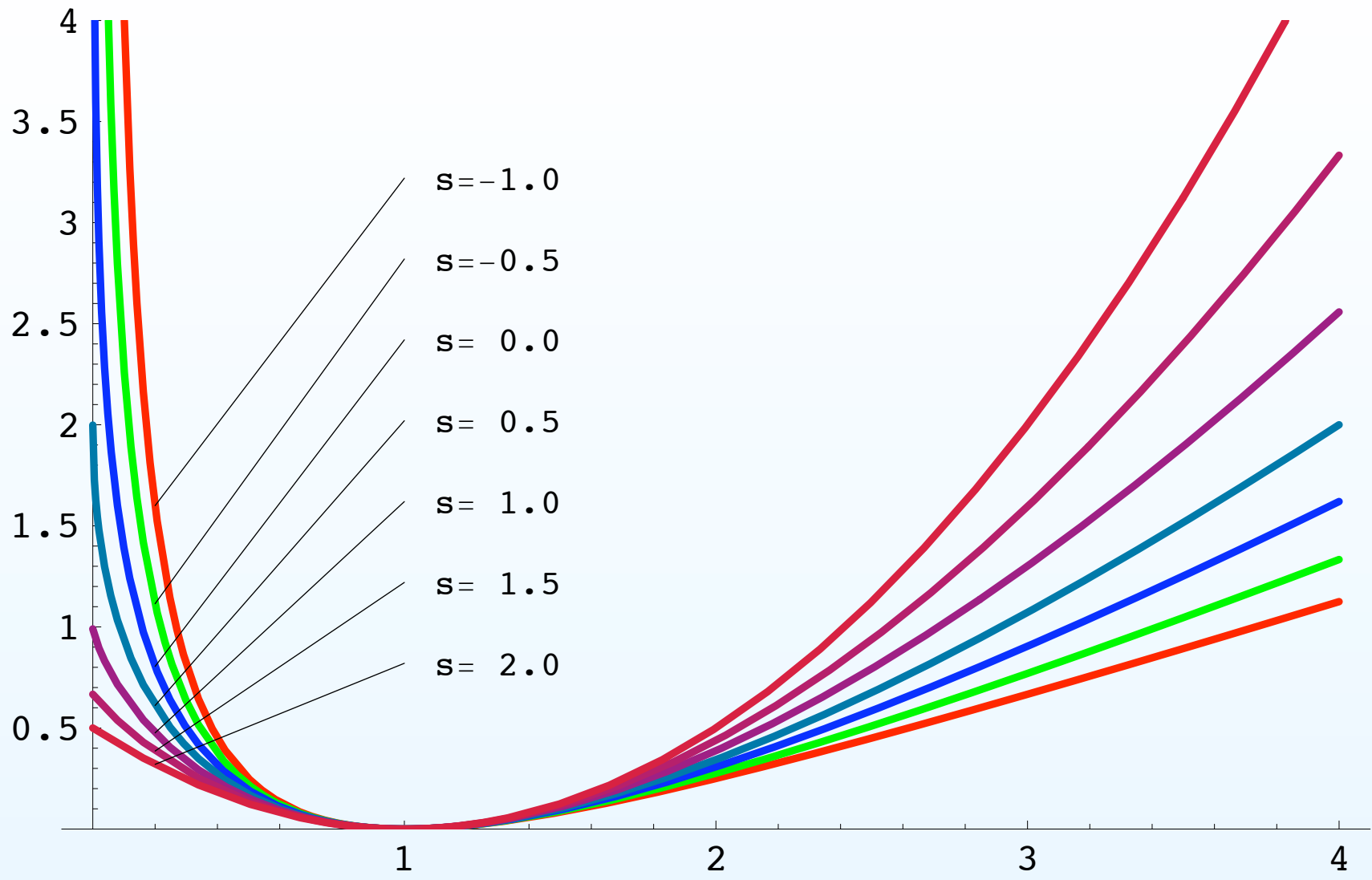
$$\begin{aligned}K_1(u, v) &= K(u, v) \\ &= u \log(u/v) + (1 - u) \log((1 - u)/(1 - v))\end{aligned}$$

$$K_0(u, v) = K(v, u)$$

$$K_2(u, v) = \frac{1}{2} \frac{(u - v)^2}{v(1 - v)}$$

$$K_{-1}(u, v) = K_2(v, u) = \frac{1}{2} \frac{(u - v)^2}{u(1 - u)}$$

$$\begin{aligned}K_{1/2}(u, v) &= 2\{(\sqrt{u} - \sqrt{v})^2 + (\sqrt{1 - u} - \sqrt{1 - v})^2\} \\ &= 4\{1 - \sqrt{uv} - \sqrt{(1 - u)(1 - v)}\}.\end{aligned}$$



- The new family of statistics:

$$S_n(s) = \begin{cases} \sup_{x \in \mathbb{R}} K_s(\mathbb{F}_n(x), F_0(x)), & s \geq 1 \\ \sup_{x \in [X_{(1)}, X_{(n)}]} K_s(\mathbb{F}_n(x), F_0(x)), & s < 1, \end{cases}$$

- The new family of statistics:

$$S_n(s) = \begin{cases} \sup_{x \in \mathbb{R}} K_s(\mathbb{F}_n(x), F_0(x)), & s \geq 1 \\ \sup_{x \in [X_{(1)}, X_{(n)}]} K_s(\mathbb{F}_n(x), F_0(x)), & s < 1, \end{cases}$$

- Thus, with  $F_0(x) = x$ ,

$$S_n(1) = R_n, \quad S_n(0) = \text{“reversed” Berk-Jones} \equiv \tilde{R}_n$$

$$S_n(2) = \frac{1}{2} \sup_{x \in \mathbb{R}} \frac{(\mathbb{F}_n(x) - x)^2}{x(1-x)},$$

$$S_n(-1) = \frac{1}{2} \sup_{x \in [X_{(1)}, X_{(n)}]} \frac{(\mathbb{F}_n(x) - x)^2}{\mathbb{F}_n(x)(1 - \mathbb{F}_n(x))}$$

$$S_n(1/2)$$

$$= 4 \sup_{x \in [X_{(1)}, X_{(n)}]} \{1 - \sqrt{\mathbb{F}_n(x)x} - \sqrt{(1 - \mathbb{F}_n(x))(1 - x)}\}$$

- Version of the statistics for one-sided  $p$ -value setting:

$$S_n^+ \equiv n \sup_{X_{(1)} \leq u \leq 1/2} K_s^+(\mathbb{F}_n(u), u)$$

where

$$K_s^+(u, v) \equiv \begin{cases} K_s(u, v), & \text{if } 0 < v < u < 1, \\ 0, & \text{if } 0 \leq u \leq v \leq 1, \\ +\infty, & \text{otherwise.} \end{cases}$$

- Version of the statistics for one-sided  $p$ -value setting:

$$S_n^+ \equiv n \sup_{X_{(1)} \leq u \leq 1/2} K_s^+(\mathbb{F}_n(u), u)$$

where

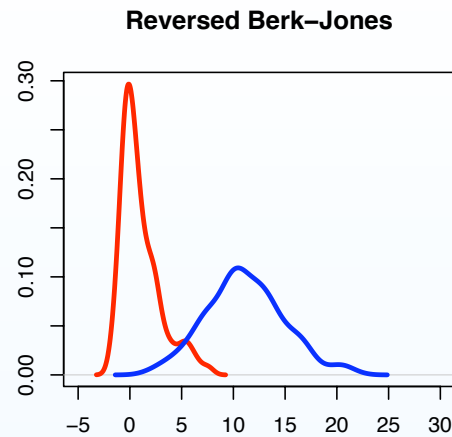
$$K_s^+(u, v) \equiv \begin{cases} K_s(u, v), & \text{if } 0 < v < u < 1, \\ 0, & \text{if } 0 \leq u \leq v \leq 1, \\ +\infty, & \text{otherwise.} \end{cases}$$

- **Theorem: (Jager - Wellner, 2007).** For  $r > \rho^*(\beta)$  the tests based on  $S_n^+(s)$  with  $-1 \leq s \leq 2$  are size and power consistent for testing  $H_0$  versus  $H_1^{(n)}$ ; i.e. with  $s_n(\alpha_n) = \log \log(n)(1 + o(1))$

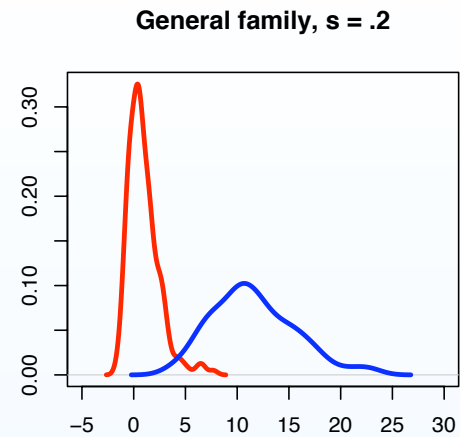
$$P_{H_0}(S_n^+ > s_n(\alpha_n)) = \alpha_n \rightarrow 0, \quad \text{and}$$

$$P_{H_1^{(n)}}(S_n^+ > s_n(\alpha_n)) \rightarrow 1, \quad \text{as } n \rightarrow \infty.$$

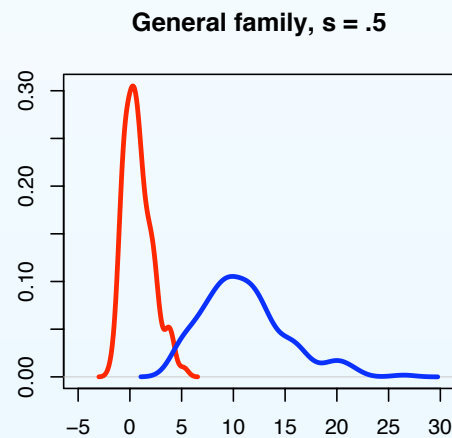




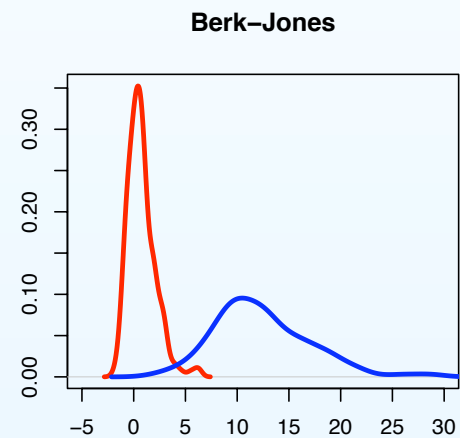
$r=.15, \beta=1/2, n=500\ 000, \text{reps}=200$



$r=.15, \beta=1/2, n=500\ 000, \text{reps}=200$



$r=.15, \beta=1/2, n=500\ 000, \text{reps}=200$



$r=.15, \beta=1/2, n=500\ 000, \text{reps}=200$

Figure 2. Separation plots:  $n = 5 \times 10^5, r = .15, \beta = 1/2$   
 Smoothed histograms of  $\text{reps} = 200$  of the statistics under the  
**null** hypothesis and the the **alternative** hypothesis

## 4. Beyond normality:

### generalized Gaussian distributions, ...

---

- Donoho and Jin (2004) also computed detection boundaries for sparse mixtures of “Generalized Gaussian” or Subbotin distributions:  $X \sim GN_\gamma(\mu)$  has density function

$$f_{\gamma,\mu}(x) = \frac{1}{C_\gamma} \exp\left(-\frac{|x - \mu|^\gamma}{\gamma}\right), \quad C_\gamma = 2\Gamma(1/\gamma)\gamma^{1/\gamma-1}.$$

## 4. Beyond normality:

### generalized Gaussian distributions, ...

---

- Donoho and Jin (2004) also computed detection boundaries for sparse mixtures of “Generalized Gaussian” or Subbotin distributions:  $X \sim GN_\gamma(\mu)$  has density function

$$f_{\gamma,\mu}(x) = \frac{1}{C_\gamma} \exp\left(-\frac{|x - \mu|^\gamma}{\gamma}\right), \quad C_\gamma = 2\Gamma(1/\gamma)\gamma^{1/\gamma-1}.$$

- Suppose  $Y_1, \dots, Y_n$  i.i.d.  $G$  on  $\mathbb{R}$ .

## 4. Beyond normality:

### generalized Gaussian distributions, ...

---

- Donoho and Jin (2004) also computed detection boundaries for sparse mixtures of “Generalized Gaussian” or Subbotin distributions:  $X \sim GN_\gamma(\mu)$  has density function

$$f_{\gamma,\mu}(x) = \frac{1}{C_\gamma} \exp\left(-\frac{|x - \mu|^\gamma}{\gamma}\right), \quad C_\gamma = 2\Gamma(1/\gamma)\gamma^{1/\gamma-1}.$$

- Suppose  $Y_1, \dots, Y_n$  i.i.d.  $G$  on  $\mathbb{R}$ .
- Test  $H_0 : G = GN_\gamma(0)$  versus  $H_1^{(n)} : G = (1 - \epsilon_n)GN_\gamma(0) + \epsilon_n GN_\gamma(\mu_n)$  where

$$\epsilon_n = n^{-\beta}, \quad \mu_{\gamma,n} = (\gamma r \log n)^{1/\gamma},$$

where  $1/2 < \beta < 1$ ,  $0 < r < 1$ .

- Detection boundary for  $1 < \gamma \leq 2$ :

$$\rho_{\gamma}^*(\beta) = \begin{cases} (2^{1/(\gamma-1)} - 1)^{\gamma-1}(\beta - 1/2), & 1/2 < \beta \leq 1 - 2^{-\gamma/(\gamma-1)}, \\ (1 - (1 - \beta)^{1/\gamma})^{\gamma}, & 1 - 2^{-\gamma/(\gamma-1)} \leq \beta < 1. \end{cases}$$

- Detection boundary for  $1 < \gamma \leq 2$ :

$$\rho_{\gamma}^*(\beta) = \begin{cases} (2^{1/(\gamma-1)} - 1)^{\gamma-1}(\beta - 1/2), & 1/2 < \beta \leq 1 - 2^{-\gamma/(\gamma-1)}, \\ (1 - (1 - \beta)^{1/\gamma})^{\gamma}, & 1 - 2^{-\gamma/(\gamma-1)} \leq \beta < 1. \end{cases}$$

- Detection boundary for  $0 < \gamma \leq 1$ :

$$\rho_{\gamma}^*(\beta) = 2(\beta - 1/2), \quad 1/2 < \beta < 1.$$

Note: The detection boundary is the same for all for  $0 < \gamma \leq 1$ !

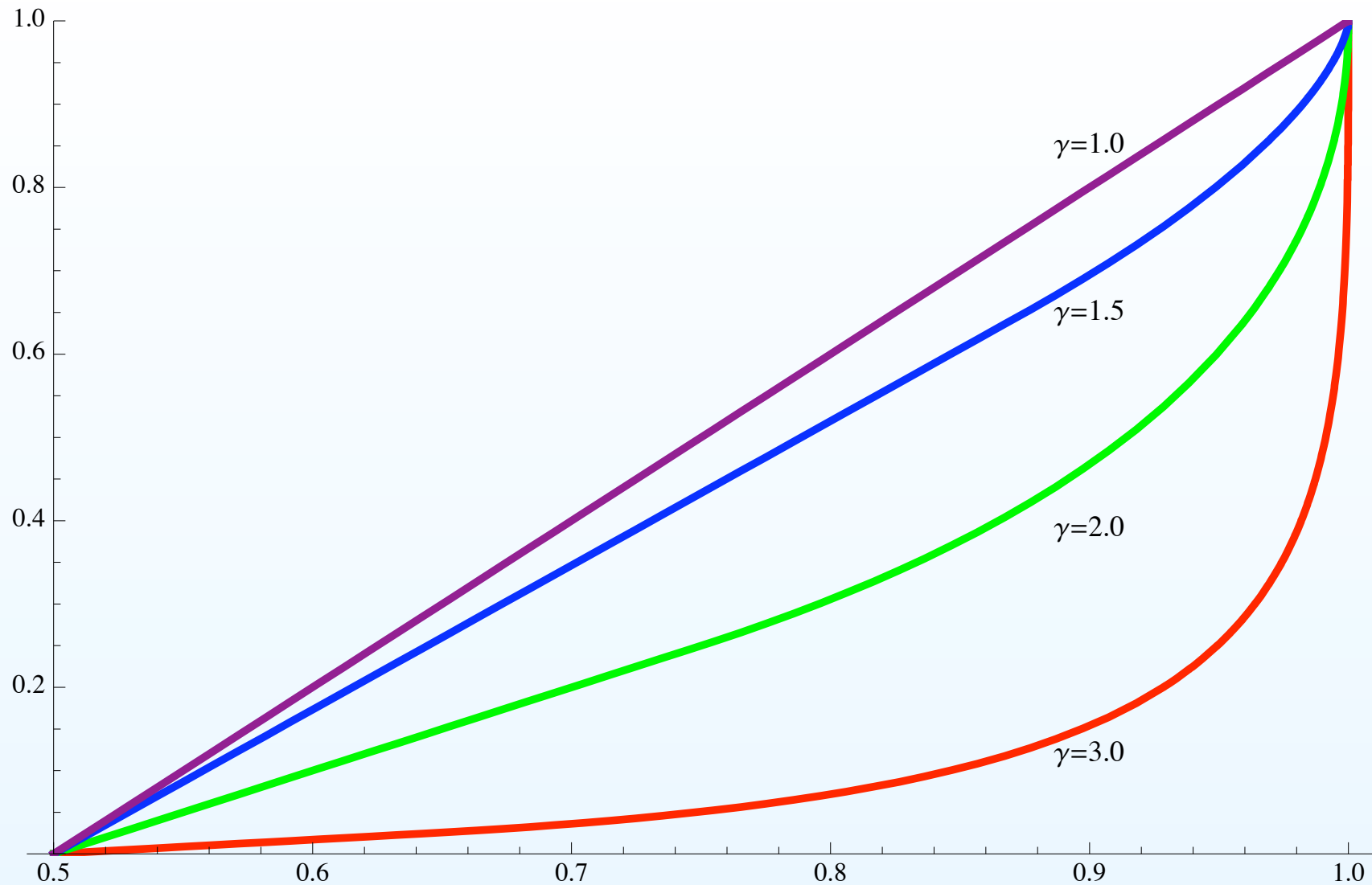


Figure 3. Detection boundaries for GN testing problem,  $\gamma \in \{1, 1.5, 2, 3\}$ .

- **Theorem:** (Donoho - Jin, 2004). For the higher criticism test statistic applied to the p-values  $p_i \equiv P(GN_\gamma(0) > Y_i)$ ,  $i = 1, \dots, n$ . Then the detection boundary  $\rho_{HC,\gamma}$  for this procedure is the same as the efficient detection boundary:

$$\rho_{HC,\gamma}(\beta) = \rho_\gamma^*(\beta), \quad 1/2 < \beta < 1.$$



- **Theorem:** (Donoho - Jin, 2004). For the higher criticism test statistic applied to the p-values  $p_i \equiv P(GN_\gamma(0) > Y_i)$ ,  $i = 1, \dots, n$ . Then the detection boundary  $\rho_{HC,\gamma}$  for this procedure is the same as the efficient detection boundary:

$$\rho_{HC,\gamma}(\beta) = \rho_\gamma^*(\beta), \quad 1/2 < \beta < 1.$$

- Similar theorem for  $\chi_\nu^2$  mixtures.

## 5. Estimating the proportion of false null hypotheses

---

- Meinshausen and Rice (2006): Assume  $Y_i \sim (1 - \epsilon_n)N(0, 1) + \epsilon_n F$ ,  $F$  arbitrary.  
 $\epsilon_n = n^{-\beta}$ ,  $1/2 < \beta < 1$ .  
M & R construct  $\hat{\epsilon}_n^{MR}$  such that

$$P_{\epsilon_n, F}(\epsilon_n \geq \hat{\epsilon}_n^{MR}) \geq 1 - \alpha$$

## 5. Estimating the proportion of false null hypotheses

---

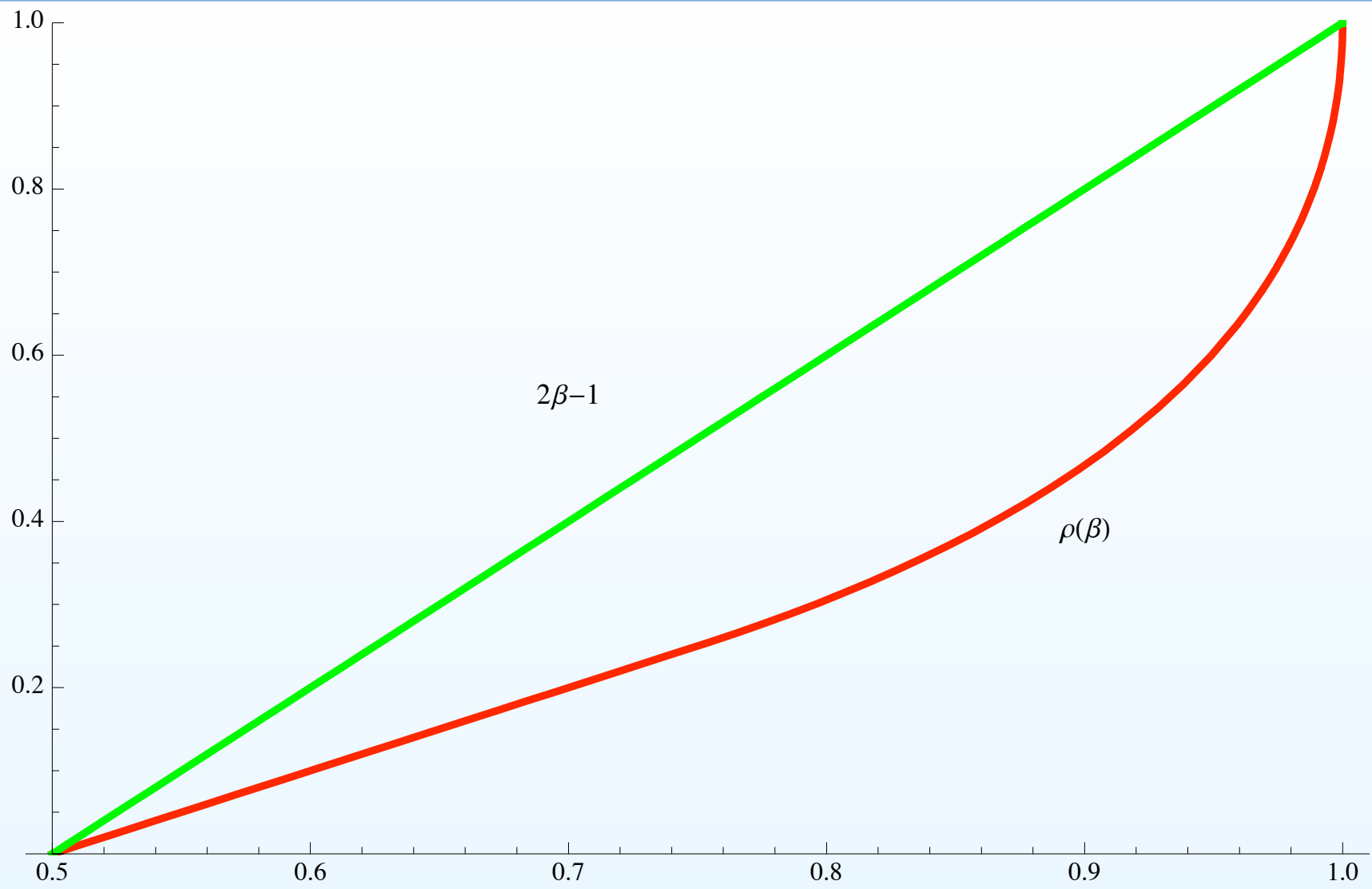
- Meinshausen and Rice (2006): Assume  $Y_i \sim (1 - \epsilon_n)N(0, 1) + \epsilon_n F$ ,  $F$  arbitrary.  
 $\epsilon_n = n^{-\beta}$ ,  $1/2 < \beta < 1$ .  
M & R construct  $\hat{\epsilon}_n^{MR}$  such that

$$P_{\epsilon_n, F}(\epsilon_n \geq \hat{\epsilon}_n^{MR}) \geq 1 - \alpha$$

- When  $F = N(\mu_n, 1)$ ,  $\mu_n = \sqrt{2r \log n}$ , then if  $r > 2\beta - 1$ ,

$$P_{\epsilon_n, \mu_n} \left( \left| \frac{\hat{\epsilon}_n^{MR}}{\epsilon_n} - 1 \right| > \delta \right) \rightarrow 0$$

for every  $\delta > 0$ .



- Cai, Jin, and Low (2007): Assume  $Y_i \sim (1 - \epsilon_n)N(0, 1) + \epsilon_n N(\mu_n, 1)$ ,  
 $\epsilon_n = n^{-\beta}$ ,  $\mu_n = \sqrt{2r \log n}$ , with  $1/2 < \beta < 1$ ,  $0 < r < 1$ .  
Cai, Jin, and Low construct  $\hat{\epsilon}_n^{CJL}$  such that

$$P_{\epsilon_n, \mu_n}(\epsilon_n \geq \hat{\epsilon}_n^{CJL}) \geq 1 - \alpha$$

- Cai, Jin, and Low (2007): Assume  $Y_i \sim (1 - \epsilon_n)N(0, 1) + \epsilon_n N(\mu_n, 1)$ ,  $\epsilon_n = n^{-\beta}$ ,  $\mu_n = \sqrt{2r \log n}$ , with  $1/2 < \beta < 1$ ,  $0 < r < 1$ .  
Cai, Jin, and Low construct  $\hat{\epsilon}_n^{CJL}$  such that

$$P_{\epsilon_n, \mu_n}(\epsilon_n \geq \hat{\epsilon}_n^{CJL}) \geq 1 - \alpha$$

- For any closed set  $\Omega$  in the interior of  $\{(\beta, r) : r > \rho^*(\beta)\}$ ,

$$\sup_{(\beta, r) \in \Omega} P_{\epsilon_n, \mu_n} \left( \left| \frac{\hat{\epsilon}_n^{CJL}}{\epsilon_n} - 1 \right| > \delta \right) \rightarrow 0$$

for every  $\delta > 0$ .

- Cai, Jin, and Low (2007): Assume  $Y_i \sim (1 - \epsilon_n)N(0, 1) + \epsilon_n N(\mu_n, 1)$ ,  $\epsilon_n = n^{-\beta}$ ,  $\mu_n = \sqrt{2r \log n}$ , with  $1/2 < \beta < 1$ ,  $0 < r < 1$ .  
Cai, Jin, and Low construct  $\hat{\epsilon}_n^{CJL}$  such that

$$P_{\epsilon_n, \mu_n}(\epsilon_n \geq \hat{\epsilon}_n^{CJL}) \geq 1 - \alpha$$

- For any closed set  $\Omega$  in the interior of  $\{(\beta, r) : r > \rho^*(\beta)\}$ ,

$$\sup_{(\beta, r) \in \Omega} P_{\epsilon_n, \mu_n} \left( \left| \frac{\hat{\epsilon}_n^{CJL}}{\epsilon_n} - 1 \right| > \delta \right) \rightarrow 0$$

for every  $\delta > 0$ .

- Moreover ...

- $$E_{\epsilon_n, \mu_n} \left( \frac{\hat{\epsilon}_n^{CJL}}{\epsilon_n} - 1 \right)^2 \leq C_n(\beta, r)$$

for  $C_n(\beta, r) \rightarrow 0$  at the **optimal rate** up to powers of  $\log n$ .



## 6. Application: non-Gaussian-ness in the WMAP data?

---

The **Cosmic Microwave Background radiation**, **CMB**  
also **CMBR**, or **CBR**, or **MBR**  
or **Relic Radiation**

- Predicted by George Gamow, Ralph Alpher and Robert Herman in 1948.

## 6. Application: non-Gaussian-ness in the WMAP data?

---

The **Cosmic Microwave Background radiation**, **CMB**  
also **CMBR**, or **CBR**, or **MBR**  
or **Relic Radiation**

- Predicted by George Gamow, Ralph Alpher and Robert Herman in 1948.
- CMB detectability suggested by Doroshkevich and Novikov, 1964.

## 6. Application: non-Gaussian-ness in the WMAP data?

---

The **Cosmic Microwave Background radiation**, **CMB**  
also **CMBR**, or **CBR**, or **MBR**  
or **Relic Radiation**

- Predicted by George Gamow, Ralph Alpher and Robert Herman in 1948.
- CMB detectability suggested by Doroshkevich and Novikov, 1964.
- CMB observed by Penzias and Wilson, 1964-1965 (scooping D. T. Wilkinson and P. Roll).

## 6. Application: non-Gaussian-ness in the WMAP data?

---

The **Cosmic Microwave Background radiation**, **CMB**  
also **CMBR**, or **CBR**, or **MBR**  
or **Relic Radiation**

- Predicted by George Gamow, Ralph Alpher and Robert Herman in 1948.
- CMB detectability suggested by Doroshkevich and Novikov, 1964.
- CMB observed by Penzias and Wilson, 1964-1965 (scooping D. T. Wilkinson and P. Roll).
- 1983: RELIKT-1 Soviet CMB anisotropy experiment launched.

## 6. Application: non-Gaussian-ness in the WMAP data?

---

The **Cosmic Microwave Background radiation**, **CMB**  
also **CMBR**, or **CBR**, or **MBR**  
or **Relic Radiation**

- Predicted by George Gamow, Ralph Alpher and Robert Herman in 1948.
- CMB detectability suggested by Doroshkevich and Novikov, 1964.
- CMB observed by Penzias and Wilson, 1964-1965 (scooping D. T. Wilkinson and P. Roll).
- 1983: RELIKT-1 Soviet CMB anisotropy experiment launched.
- 1989: COBE NASA Satellite launched:  $7^\circ$  angular resolution  
1992: first anisotropies detected by COBE

- 1995: Wilkinson Microwave Anisotropy probe proposed.


- 1995: Wilkinson Microwave Anisotropy probe proposed.
- 2001: WMAP satellite launched:  $.2^\circ \approx 15'$  angular resolution

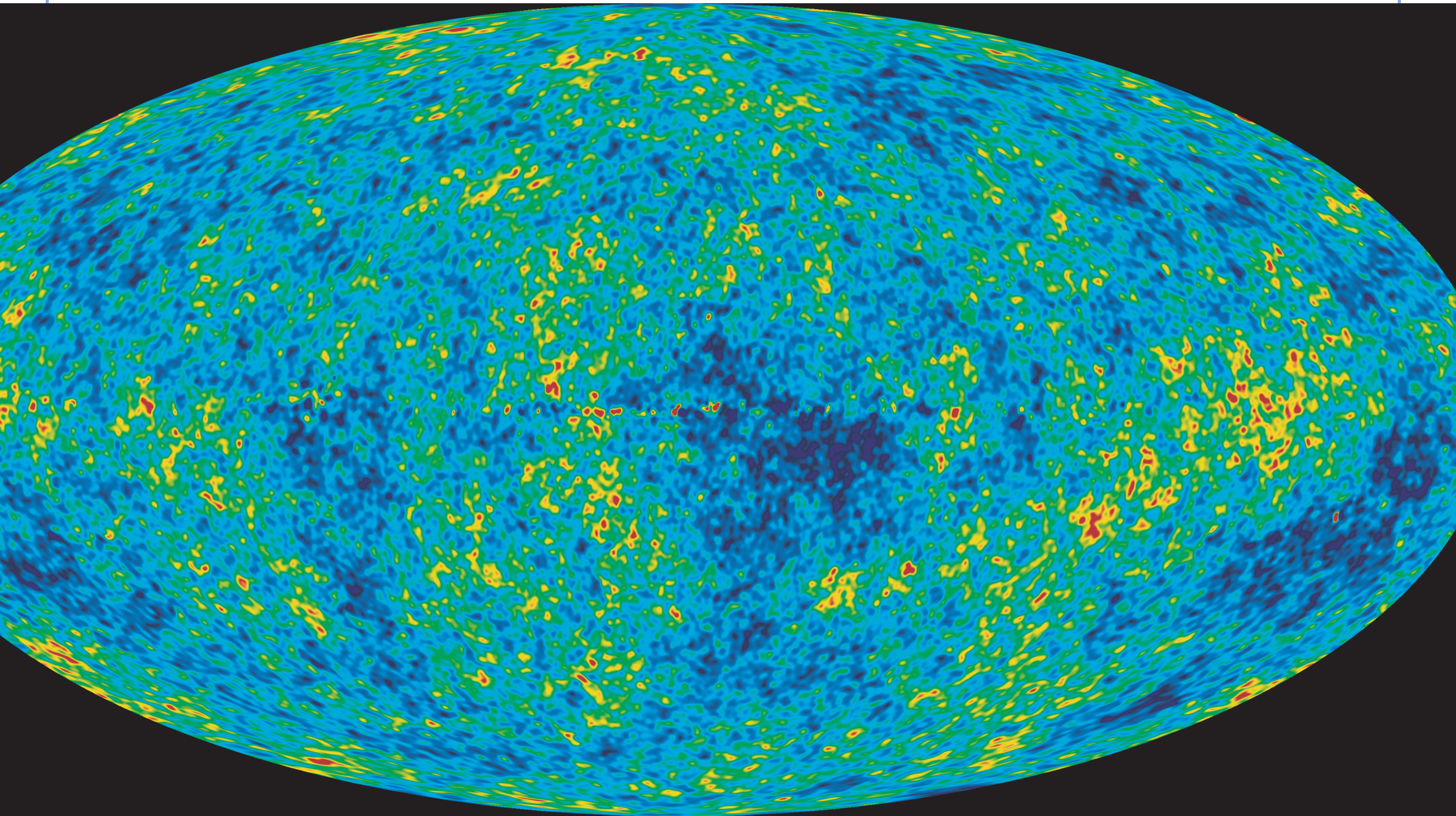
- 1995: Wilkinson Microwave Anisotropy probe proposed.
- 2001: WMAP satellite launched:  $.2^\circ \approx 15'$  angular resolution
- 2003: second acoustic peak confirmed



- 1995: Wilkinson Microwave Anisotropy probe proposed.
- 2001: WMAP satellite launched:  $.2^\circ \approx 15'$  angular resolution
- 2003: second acoustic peak confirmed
- 2008: 5 year report issued on 5 March; third peak more precisely located.

- 1995: Wilkinson Microwave Anisotropy probe proposed.
- 2001: WMAP satellite launched:  $.2^\circ \approx 15'$  angular resolution
- 2003: second acoustic peak confirmed
- 2008: 5 year report issued on 5 March; third peak more precisely located.
- 2008: European Space Agency **Planck CMB probe** to be launched on 31 October:  $5'$  angular resolution.





## Conclusions from WMAP data:

- Average temperature of CMB: 2.275 Kelvin (-270 C or -455 F): red; warmer by  $\approx 0.0002^\circ$ ; blue; colder by  $\approx 0.0002^\circ$  K.

## Conclusions from WMAP data:

- Average temperature of CMB: 2.275 Kelvin (-270 C or -455 F): red; warmer by  $\approx 0.0002^\circ$ ; blue; colder by  $\approx 0.0002^\circ$  K.
- Age of universe is:  $13.73 \pm 0.12$  billion years old.

## Conclusions from WMAP data:

- Average temperature of CMB: 2.275 Kelvin (-270 C or -455 F): red; warmer by  $\approx 0.0002^\circ$ ; blue; colder by  $\approx 0.0002^\circ$  K.
- Age of universe is:  $13.73 \pm 0.12$  billion years old.
- Composition of universe:
  - 4.6% ordinary (baryonic) matter.
  - 23% unknown type of dark matter (does not emit or absorb light)
  - 72% mysterious dark energy (acts to accelerate expansion)
  - $< 1\%$  neutrinos.

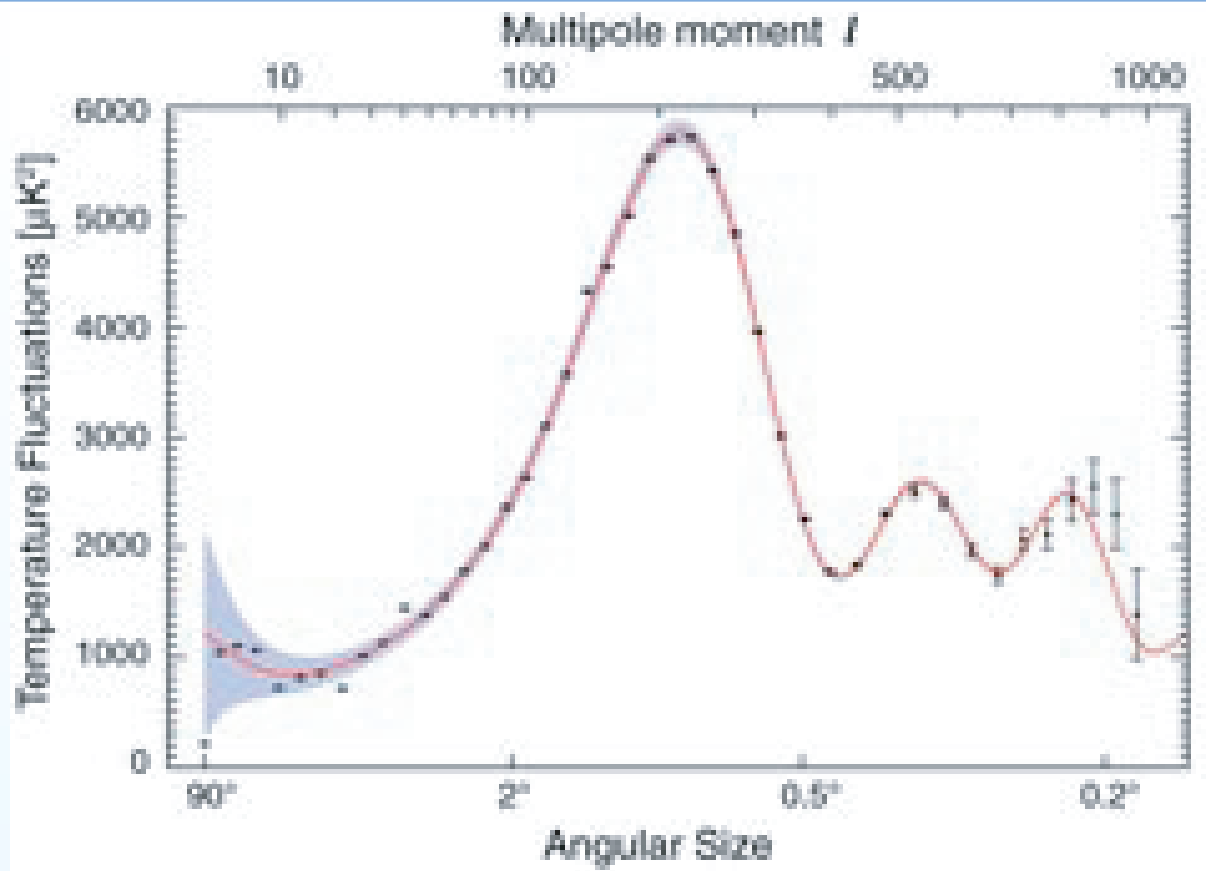
## Conclusions from WMAP data:

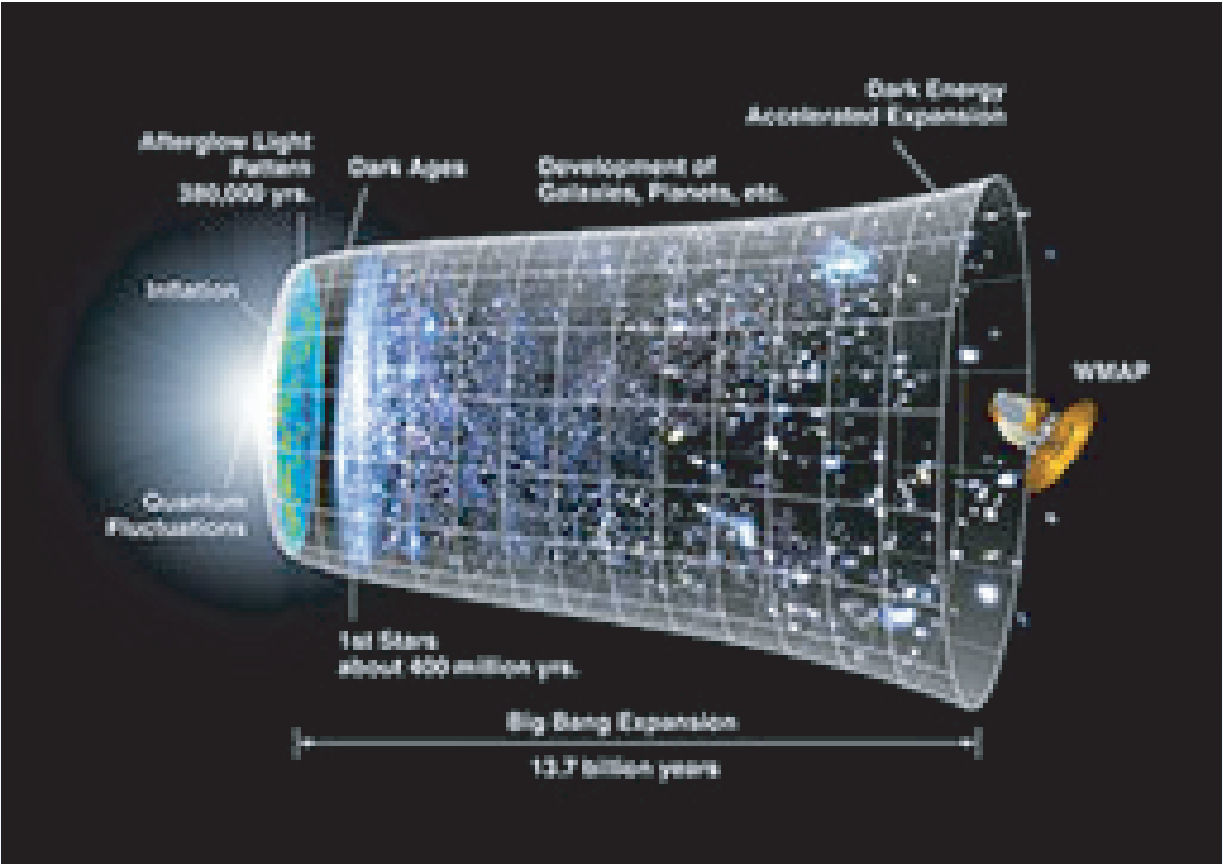
- Average temperature of CMB: 2.275 Kelvin (-270 C or -455 F): red; warmer by  $\approx 0.0002^\circ$ ; blue; colder by  $\approx 0.0002^\circ$  K.
- Age of universe is:  $13.73 \pm 0.12$  billion years old.
- Composition of universe:
  - 4.6% ordinary (baryonic) matter.
  - 23% unknown type of dark matter (does not emit or absorb light)
  - 72% mysterious dark energy (acts to accelerate expansion)
  - $< 1\%$  neutrinos.
- Geometry: “flat”



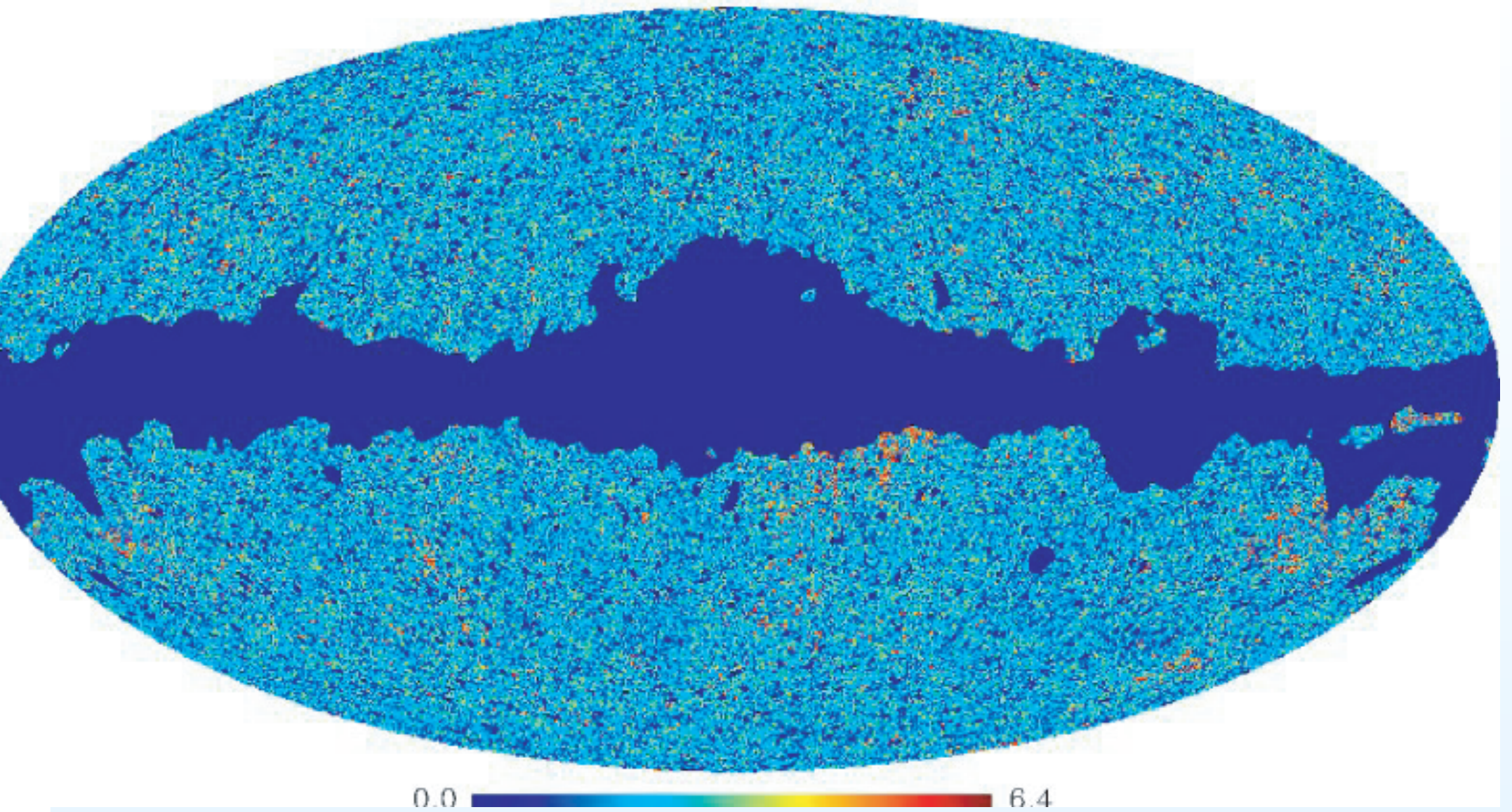
## Conclusions from WMAP data:

- Average temperature of CMB: 2.275 Kelvin (-270 C or -455 F): red; warmer by  $\approx 0.0002^\circ$ ; blue; colder by  $\approx 0.0002^\circ$  K.
- Age of universe is:  $13.73 \pm 0.12$  billion years old.
- Composition of universe:
  - 4.6% ordinary (baryonic) matter.
  - 23% unknown type of dark matter (does not emit or absorb light)
  - 72% mysterious dark energy (acts to accelerate expansion)
  - $< 1\%$  neutrinos.
- Geometry: “flat”
- Results support the “Lambda -Cosmic Dark Matter” model

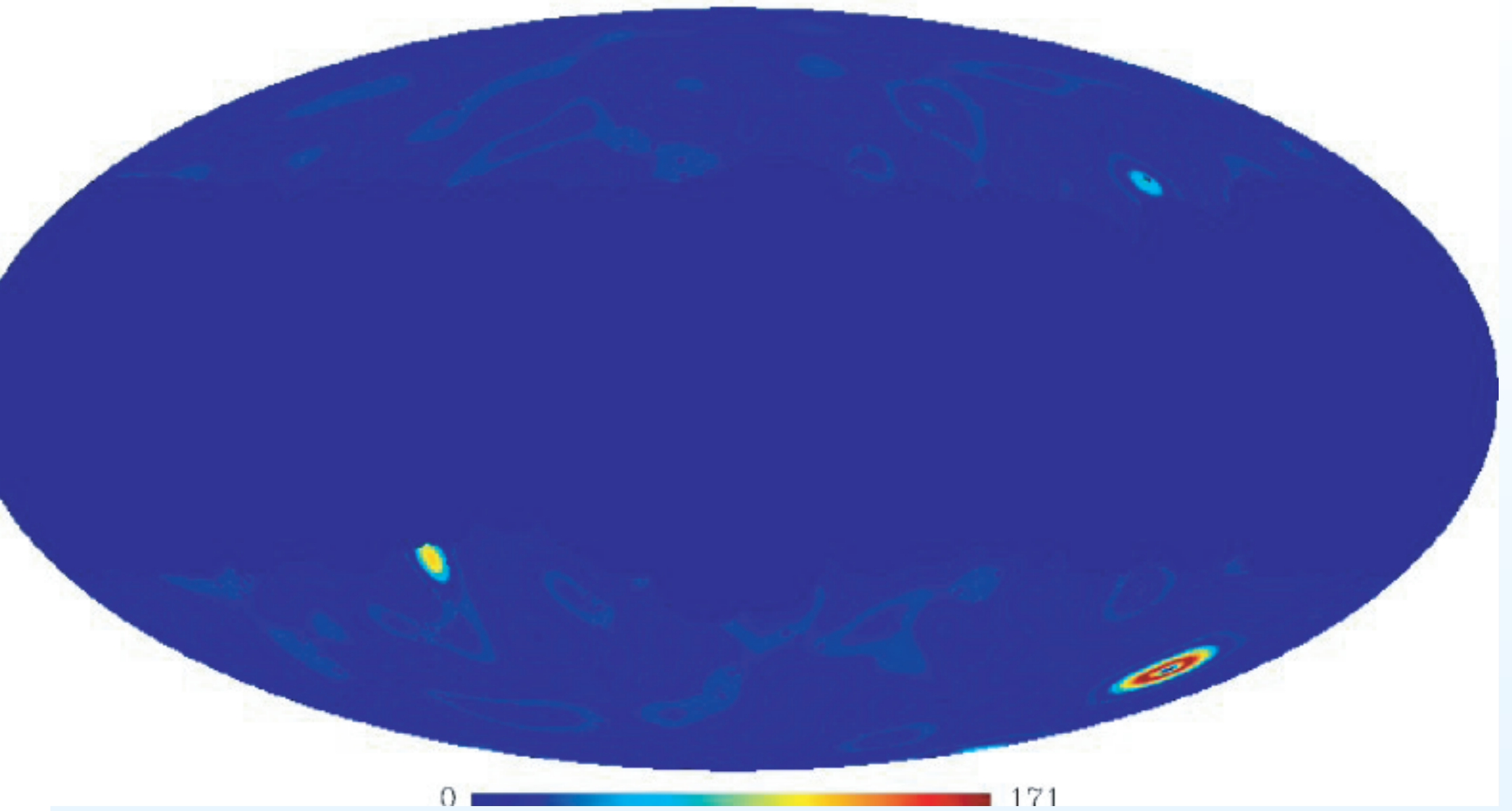




HC WMAP



HC WMAP sc=300 arcmin



**From Spergel et al., 2007:**

“The detection of primordial non-Gaussian fluctuations in the CMB would have a profound impact on the physics of the early universe. While the simplest inflationary models predict only mild non-Gaussianities that should be undetectable in the WMAP data, there are a wide range of plausible mechanisms for generating significant and detectable non-Gaussian fluctuations  
...”

## 7. Further problems and challenges

---

- Exact contiguity results for  $HC_n$  and the phi-divergence statistics under (some refinement of ) the exact optimal boundary

## 7. Further problems and challenges

---

- Exact contiguity results for  $HC_n$  and the phi-divergence statistics under (some refinement of ) the exact optimal boundary
- Do all the phi-divergence statistics achieve the optimal detection regions for the Generalized Gaussian (Subbotin) sparse mixture model?



## 7. Further problems and challenges

---

- Exact contiguity results for  $HC_n$  and the phi-divergence statistics under (some refinement of ) the exact optimal boundary
- Do all the phi-divergence statistics achieve the optimal detection regions for the Generalized Gaussian (Subbotin) sparse mixture model?
- Can the phi-divergence test statistics be used to estimate  $\epsilon_n$  (efficiently)?

## 7. Further problems and challenges

---

- Exact contiguity results for  $HC_n$  and the phi-divergence statistics under (some refinement of ) the exact optimal boundary
- Do all the phi-divergence statistics achieve the optimal detection regions for the Generalized Gaussian (Subbotin) sparse mixture model?
- Can the phi-divergence test statistics be used to estimate  $\epsilon_n$  (efficiently)?
- Estimation of the null hypothesis (Efron, Jin and Cai (2007))? Alternatives to the empirical characteristic function methods of Jin and Cai?

## 7. Further problems and challenges

---

- Exact contiguity results for  $HC_n$  and the phi-divergence statistics under (some refinement of ) the exact optimal boundary
- Do all the phi-divergence statistics achieve the optimal detection regions for the Generalized Gaussian (Subbotin) sparse mixture model?
- Can the phi-divergence test statistics be used to estimate  $\epsilon_n$  (efficiently)?
- Estimation of the null hypothesis (Efron, Jin and Cai (2007))? Alternatives to the empirical characteristic function methods of Jin and Cai?
- Dependence? Strong dependence studied by Hall and Jin (2007).  
Higher criticism improved on by maximum statistic.

## 7. Further problems and challenges

---

- Exact contiguity results for  $HC_n$  and the phi-divergence statistics under (some refinement of ) the exact optimal boundary
- Do all the phi-divergence statistics achieve the optimal detection regions for the Generalized Gaussian (Subbotin) sparse mixture model?
- Can the phi-divergence test statistics be used to estimate  $\epsilon_n$  (efficiently)?
- Estimation of the null hypothesis (Efron, Jin and Cai (2007))? Alternatives to the empirical characteristic function methods of Jin and Cai?
- Dependence? Strong dependence studied by Hall and Jin (2007).  
Higher criticism improved on by maximum statistic.
- Weak dependence models?

## 8. Some references for WMAP

---

- Cayón, L., Jin, J., and Treaster, A. (2005). Higher Criticism statistic: detecting and identifying non-gaussianity in the WMAP first year data. **Mon. Not. R. Astron. Soc.** **362**, 826 - 832.
- Cayón, L., Banday, A. J., Jaffe, T., Eriksen, H.K.K., Hansen, F. K., Gorski, K.M., and Jin, J. (2006). No higher criticism of the Bianchi corrected WMAP data. **Mon. Not. R. Astron. Soc.** **369**, 598-602.
- Cruz, M., Cayón, L., E. Martinez-Gonzalez, Vielva, P., and Jin, J. (2006). The non-Gaussian cold spot in the 3-year WMAP data. **The Astrophysical Journal** **655**, 11.
- Spergel, D. N. et al. (2007). Wilkinson microwave anisotropy probe (WMAP) three year observations: implications for cosmology. **Astrophysical Journal Supplement Series** **170**, 377.

- Dunkley, J. et al. (2008). Five-Year Wilkinson Microwave Anisotropy Probe (WMAP) observations: likelihoods and parameters from the WMAP data. Submitted 5 March 2008 to the **Astrophysical Journal Supplement Series**. See: [http://lambda.gsfc.nasa.gov/product/map/current/map\\_bibliography.cfm](http://lambda.gsfc.nasa.gov/product/map/current/map_bibliography.cfm)
- Planck: The Scientific Program ("the Bluebook"). European Space Agency. Available at <http://www.rssd.esa.int/Planck>.

## 9. Some references for Higher Criticism and ...

---

- Donoho, D. and Jin, J. (2004). Higher criticism for detecting sparse heterogeneous mixtures. *Ann. Statist.* **32**, 962-994.
- Hall, P. and Jin, J. (2008). Properties of higher criticism under strong dependence. *Ann. Statist.* **36**, 381-402.
- Jager, L. and Wellner, J. (2007). Goodness-of-fit tests via phi-divergences. *Ann. Statist.* **35**, 2018-2053.





